

BAS-341JX 250mm x 160mm

BAS-342JX 300mm x 200mm

**Direct Drive Programmable Electronic Pattern Sewer
with Cylinder Bed**

The machine provide the highest quality sewing exactly the way it is programmed even at high speed sewing with maximum performance according to each sewing area.

With high functional LCD touch panel that offers easy programming, the preparation time can be reduced.

- "Skipped Stitch" and "Thread breakage" detection function prevent outflow of failure defective sewing products.
- "Fabric thickness detection" prevents sewing mistakes in advance.
- "Bird's nest reduce function" support beautiful seams.



NEXIO

Beautiful stitch with Defect prediction

Provide High-quality and stable sewing, faithful to the programmed data even high-speed sewing. The “Skipped Stitch” “Thread breakage” function help to detect sewing defects accurately, and the “Fabric Thickness detection” prevents sewing mistakes in advance. “Bird’s nest reduction mechanism”^{*1} support beautiful seams.

^{*1} 05A specification only




1 Skipped stitch detector (Brother Only)

Brother's newly developed original algorithm suppresses false detections due to dust and lint, and detects skipped stitches more accurately and stably. (Patent pending)



2 Bird's nest reduction mechanism

New thread trimming mechanism reduction bird's nest at the beginning of sewing.



3 Fabric thickness detection

Measure the thickness of the fabric before sewing. If the set value is different, error is displayed to prevent work mistakes in advance. (available in standard)

4 Skip Stitch Prevention

The new presser foot mechanism helps to prevent skip stitch at sewing start. It will help reduction of sewing defects.

5 Great Needle Penetration

Powerful motor (550W) outputs large amounts of torque even at slow speeds so that strong needle penetration force can be obtained. If the needle penetration resistance increases, vibration control (intermittent impact) automatically increases the penetration force.

6 High Energy Saving

This machine is the most energy-saving programmable electronic pattern sewing machine among in its class, while realizing high-speed sewing and strong needle penetration force.



4 Best User Experience with LCD Touch Panel

7-inch large screen and easy programming functions via LCD touch panel enable an intuitive operation. It is easily understood without the instruction manual or previous experience in fewer steps.

Jog Key (Brother Only)

Direction can be controlled by the jog key. You can feel the touching it so it is useful when creating the programs and adjusting the needle position while checking the needle point.

Sewing Pattern Outline Edit

The outline of the sewing pattern can be adjusted, enhancing the program editing.

Stylus pen is standard equipment

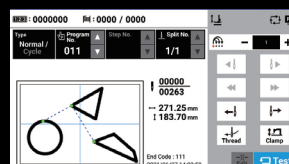
Supporting the SD Card and USB



Various types of data can be input and output.

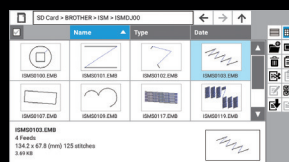


Simple Home Screen



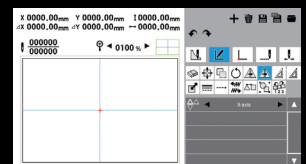
Simple UI mode is newly added for intuitive use.

File Selection




The preview of the program can be seen on the panel.

Program Creating



Program creation can be available easily with illustration icons.

Manual Display



The mistakable preparations such as threading the upper thread, Winding the lower thread can be checked on the panel.

Specifications/

BAS-341JX-0

A

Application

5 Heavy materials

A Airbag

BAS-342JX-0

A


Application

5 Heavy materials

A Airbag

	BAS-341 JX-05A	BAS-341 JX-0AA	BAS-342 JX-05A	BAS-342 JX-0AA
Stitch form	Single needle lock stitch			
Max. sewing speed	2,800sti/min*1			
Max. sewing area	250 x 160mm		300 x 200mm	
Feed mechanism	Intermittent feed (pulse motor drive)			
Stitch lenght	0.05-20.0mm (per 0.05mm)			
Max. number of stitches	20,000 stitches (per program)			
Max. number of programs	999			
Work clamp drive	Pneumatic drive			
Work clamp lift amount	Max. 30.0mm			
Work clamp	Integrated-type			
Height of stepping presser foot	27mm (highest needle stop position)			
Stepping presser foot stroke	0-10mm (per 0.1mm)			
Hook	Double-capacity shuttle hook			
Thread wiper	Standard equipment			
Thread trimmer	Standard equipment			
Digital tension	Standard equipment			
Fabric thickness detection	Standard equipment			
Skipped stitch/Thread breakage detection	Standard equipment			
Bird's nest reduction	Standard equipment	—	Standard equipment	—
Data strage media	Internal flash memory (data addition is available with external memory)			
Motor	AC servo motor 550W			
Weight	Machine head: Approx. 165kg			
	Control box: Approx. 18kg			
Power	1-phase, 3-phase: 200V-240V 450VA			
Air pressure/Consumption	0.5MPa, 1.8l/min			

*1 The stitch is 3.5mm or below.



Facebook



Brother GT/ISM Support App



RoHS Compliant

BAS-341JX,BAS-342JX is compliant with the RoHS Directive(the restriction of the use of certain hazardous substances in electrical and electronic equipment) which came into effect in the EU in July 2006.

Please read instruction manual before using the machine for safety operation.

-Product specifications are subject to change for improvement without notice.

-Photographs are for illustration purpose. They may not represent actual operating conditions and may display optional parts.



Brother
Earth

Working with you for a better environment
www.brotherearth.com

CHINA

ASIA

EUROPE AFRICA, MIDDLE EAST

AMERICAS

BROTHER MACHINERY SHANGHAI LTD.

BROTHER MACHINERY (ASIA) LTD.

BROTHER INTERNATIONALE INDUSTRIEMASCHINEN GmbH

BROTHER INTERNATIONAL CORPORATION

<https://www.brother.cn/>

<https://www.brother.com.hk/>

<https://www.brother-ism.com/>

<https://www.brother-usa.com/>

+86-21-3135-3355

+852-2777-0010

+49-2822-6090

+1-908-704-1700



BROTHER INDUSTRIES, LTD.

1-5, Kitajizoyama, Noda-cho, Kariya-shi, Aichi 448-0803, Japan.

Phone: 81-566-95-0088 Fax: 81-566-25-3721 <https://industrialsewingmachine.global.brother/>

2022.10 I2091718Z BAS-342JX Vol.1